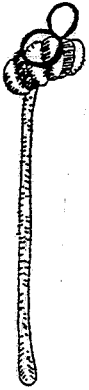


# Pollinator Pals

## What are Pollinator Pals?



- Pollinator Pals are critters made from colorful pipe-cleaners bent into the shape of real-life pollinators, such as bats, bees, butterflies, or hummingbirds.
- They are very easy for you or your students to make, and each Pollinator Pal is different and unique. There is no “correct” way to make a Pal. Have your students experiment and share techniques. It is always good to have a few examples that you have made beforehand.

•After the Pollinator Pals are complete, take your group out to a native plant meadow.

•Give the group 10 minutes to observe pollinators at work. Regroup and have the group discuss their findings.

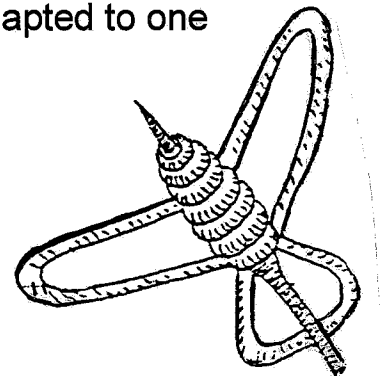

•Were flowers visited by two or more kinds of pollinators? What were these pollinators looking to drink?

•Which flowers did the bees visit and pollinate? What did these flowers have in common? (scent or color, shape, etc.)?

•Which flowers did the butterflies visit and pollinate? What did these flowers have in common (scent or color, shape, etc.)?

•Now have your students take out their Pollinator Pals. Show them how to carefully insert the tip of their wand into the flowers. Remind students to visit the flowers that their pollinator pal would prefer. What is collecting on the pollinator pals?

•Regroup and discuss how pollinators and flowers are adapted to one another.



Lady Bird Johnson

**Wildflowercenter**